



Series 107-73 Aluminum Latching Inserter / Extractor

### MATERIALS AND FINISH

#### EXTRACTOR

##### Materials:

Aluminum alloy 6061-T6

##### Finish:

Black anodize per Mil-A-8625, Class 2, Type II or Clear Chemical Film per Mil-DTL-5541, Class 3, Type II for a conductive finish.

#### ASSEMBLY PINS

##### Materials:

Stainless steel

##### Finish:

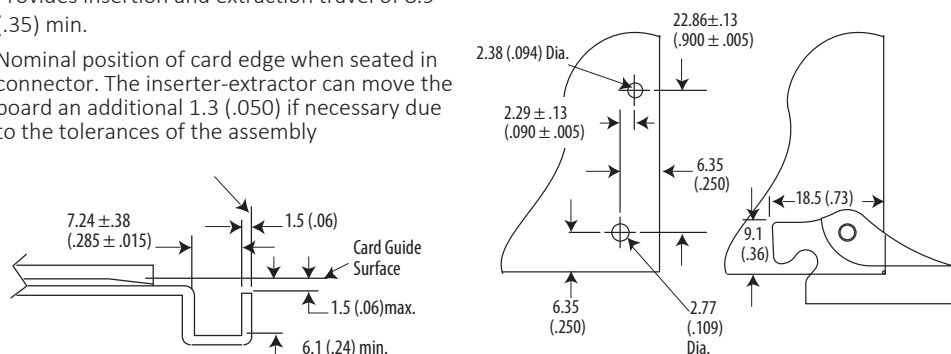
Passivated

#### Detail of Actuating Surfaces

Required on Top and Bottom guide plates

Provides insertion and extraction travel of 8.9 (.35) min.

Nominal position of card edge when seated in connector. The inserter-extractor can move the board an additional 1.3 (.050) if necessary due to the tolerances of the assembly



### APPLICATION DATA

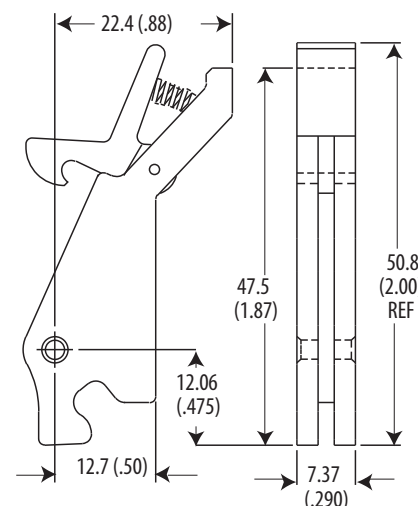
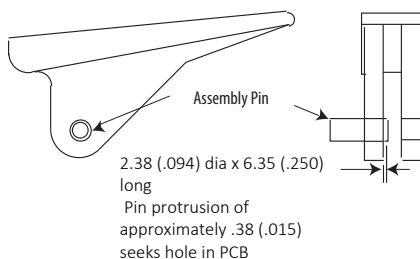
Two inserter or inserter-extractors are recommended per printed circuit board taller than 127 mm (5 in) height.

### ASSEMBLY PIN

Option to be pre-started for:

- Faster and easier installation of the extractor to the PCB
- Eliminates the need for special tools or equipment and set up time.
- Eliminates loss of loose assembly pins

If the "P" option is not selected, the extractors and the pins will be packaged separately.



Units: mm (in)  
Unless otherwise specified:  
.xx ± .25, .x ± .5  
(.xxx ± .010, .xx ± .02)

#### Part Number Code

##### Series 107-73 Inserter/Extractor

P C 107-73 - 3

##### Assembly Pin

Loose \_\_\_\_\_ [blank]

Pre assembled \_\_\_\_\_ P

##### Finish

Black Anodized \_\_\_\_\_ [blank]

Conductive Clear Chem Film \_\_\_\_\_ C

##### PCB Thickness

1.6 (.063) \_\_\_\_\_ [blank]

2.4 (.094) \_\_\_\_\_ 3

3.2 (.125) \_\_\_\_\_ 4

#### Part Number Code example: PC107-73-3

Series 107-73 extractor, with pre-started assembly pin, conductive clear chem film finish, for PCB thickness of 2.4 (.094)